



Vehicle Inspection

DHS-MITG-254

Version 4



Homeland
Security

Objectives

At the end of this module, participants will be able to:

- 1) *ELO #1: Identify safety precautions associated with vehicle inspections*
- 2) *ELO #2: Discuss emergency response guidelines for the discovery of a VBIED*
- 3) *ELO #3: Discuss the purpose of an interview of vehicle occupants*
- 4) *ELO #4: Discuss interview guidelines for vehicle occupants*
- 5) *ELO #5: Discuss potential indicators of VBIEDs*



Exercise

Where is Waldo?



**Homeland
Security**

Office for Bombing Prevention



Safety Precautions

Safety



**Homeland
Security**

Office for Bombing Prevention

Safety Precautions

DO's

- Be Professional
- Be assertive while questioning an individual and inspecting vehicles
- Be aware of all current situations
- Maintain cultural awareness
- Establish a thorough inspection technique



**Homeland
Security**

Office for Bombing Prevention

Safety Precautions

DON'Ts

- Let your guard down
- Inspect a vehicle while the motor is running
- Become vulnerable to other vehicle occupants
- Perform a search beyond the scope of your authority
- Touch or move discovered objects of concern



**Homeland
Security**

Office for Bombing Prevention

Emergency Response Guidelines

Recommendations

- Designate a search area
- Open all compartments and doors
- Use detection dogs if available
- Perform Inspections efficiently
- Stay alert for secondary devices



**Homeland
Security**

Office for Bombing Prevention

Emergency Response Guidelines

Vehicle Inspection Guide

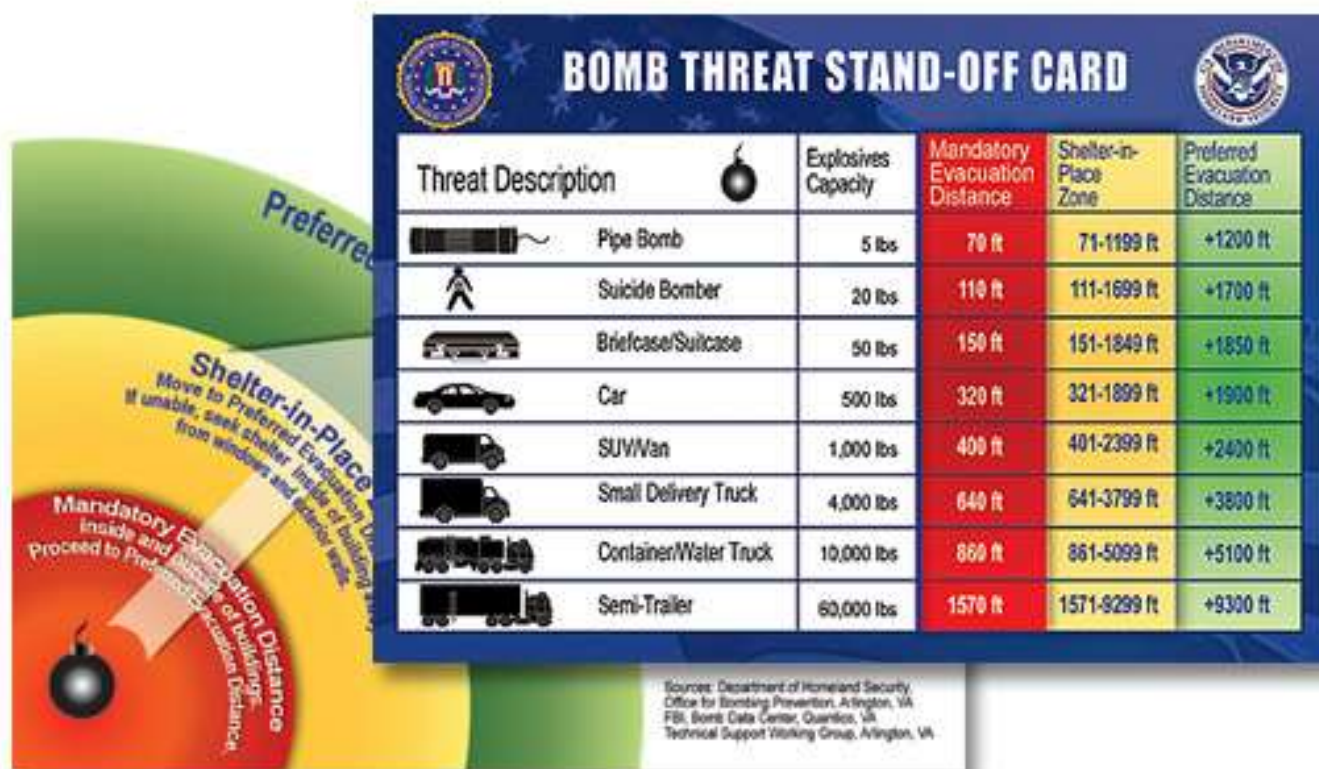


**Homeland
Security**









Office for Bombing Prevention

Emergency Response Guidelines

Bomb Threat Stand-off Card



The graphic shows a 'Bomb Threat Stand-off Card' with a table of threat data and a circular diagram on the left. The diagram has three concentric zones: a green outer zone labeled 'Preferred Evacuation Distance', a yellow middle zone labeled 'Shelter-in-Place', and a red inner zone labeled 'Mandatory Evacuation Distance'. Arrows point from the zones towards the center, with text indicating actions like 'Move to Preferred Evacuation Distance if unable, seek shelter inside of building from windows and exterior walls' and 'Inside and outside of building, proceed to Preferred Evacuation Distance'.

Threat Description	Explosives Capacity	Mandatory Evacuation Distance	Shelter-in-Place Zone	Preferred Evacuation Distance
 Pipe Bomb	5 lbs	70 ft	71-1199 ft	+1200 ft
 Suicide Bomber	20 lbs	110 ft	111-1699 ft	+1700 ft
 Briefcase/Suitcase	50 lbs	150 ft	151-1849 ft	+1850 ft
 Car	500 lbs	320 ft	321-1899 ft	+1900 ft
 SUV/Van	1,000 lbs	400 ft	401-2399 ft	+2400 ft
 Small Delivery Truck	4,000 lbs	640 ft	641-3799 ft	+3800 ft
 Container/Water Truck	10,000 lbs	860 ft	861-5099 ft	+5100 ft
 Semi-Trailer	60,000 lbs	1570 ft	1571-9299 ft	+9300 ft

Source: Department of Homeland Security, Office for Bombing Prevention, Arlington, VA
FBI, Bomb Data Center, Quantico, VA
Technical Support Working Group, Arlington, VA



Homeland
Security

Office for Bombing Prevention

Emergency Response Guidelines

SIN

S . I . N .



**Homeland
Security**

VIG Reference Page 4

Office for Bombing Prevention


Interview Purpose

- Identify the driver
- Evaluate the driver's behavior
- Evaluate the driver's responses



Typical Q & A

- There are four types of questions
 - Relaxant
 - Control
 - Symptomatic
 - Neutral



Stress

- Stress is an uncontrollable instinct
 - Physical changes
 - Psychological changes



Symptoms of Stress

- Obvious shaking
- Nervousness
- Sweating
- Goose Bumps
- Overly Tense



Stress



Trigger Words

- Honestly
- Truthfully
- Believe me
- I swear
- I wouldn't lie to you



Cultural Anomalies

- It's important to remember that other cultures may have mannerisms that seem odd to your own. It's very important that you distinguish conspicuous behavior from that which is culturally based.



Initial Observation / Vehicle Approach

- Is there anything out of the ordinary?
- Is the vehicle properly marked?
- How is the persons behavior?
- Is there proper documentation?



Indicators

All Vehicles

- Headlights/taillights not working
- Fresh body work
- No VIN
- Unusually clean areas of the vehicle



Homeland
Security

Office for Bombing Prevention

Indicators

All Vehicles

- Engine compartment has odd or clean wiring
- Clean engine in a dirty car
- Clean/new tires on an old or dirty vehicle
- Doors feel heavy when swung



**Homeland
Security**

Office for Bombing Prevention

All Vehicles

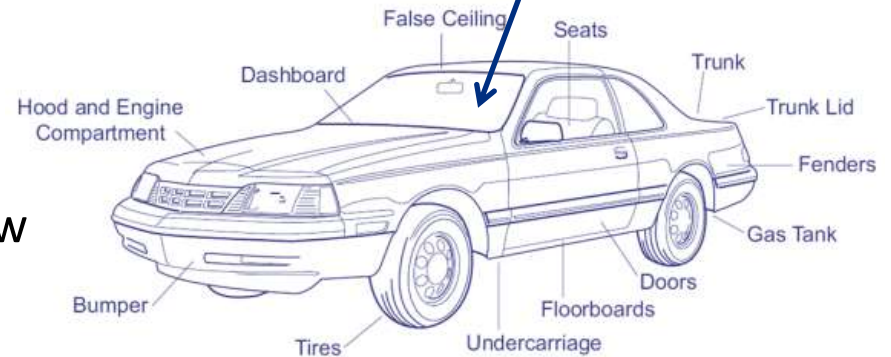
- Gas tank or filler neck removed or tampered with
- Non-hollow sound when tapping on sides or fender wells
- Clean or wiped areas
- Non-hollow sound when tapping on interior panels



Indicators

Cars/Trucks

- Dashboard
 - Plugged air vents
 - Exposed wires that are out of place
 - Unusual lumps or bulges in seats
- Under vehicle
 - New frame welds
 - Item taped to frame
 - Cold oil pan
 - Gas tank sounds empty or hollow

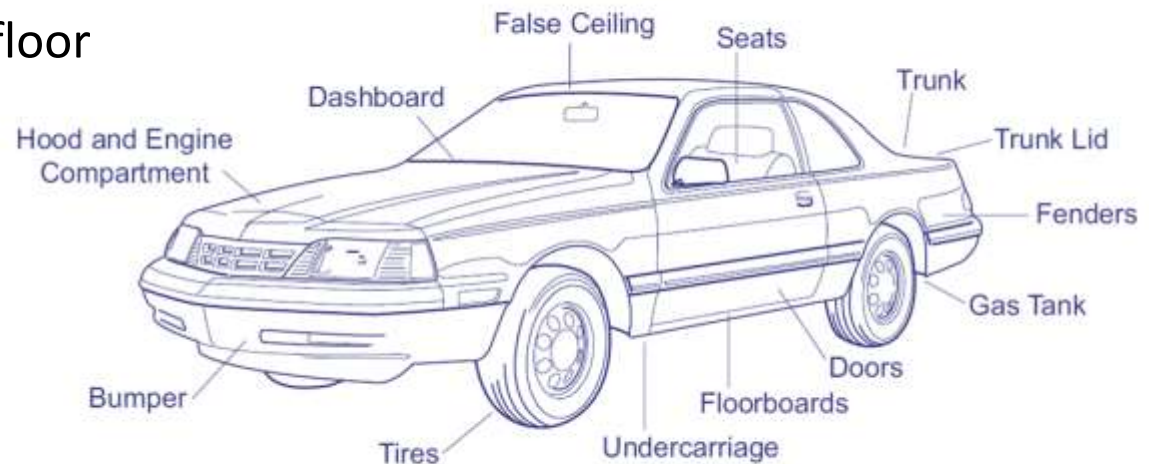


Homeland
Security

Office for Bombing Prevention

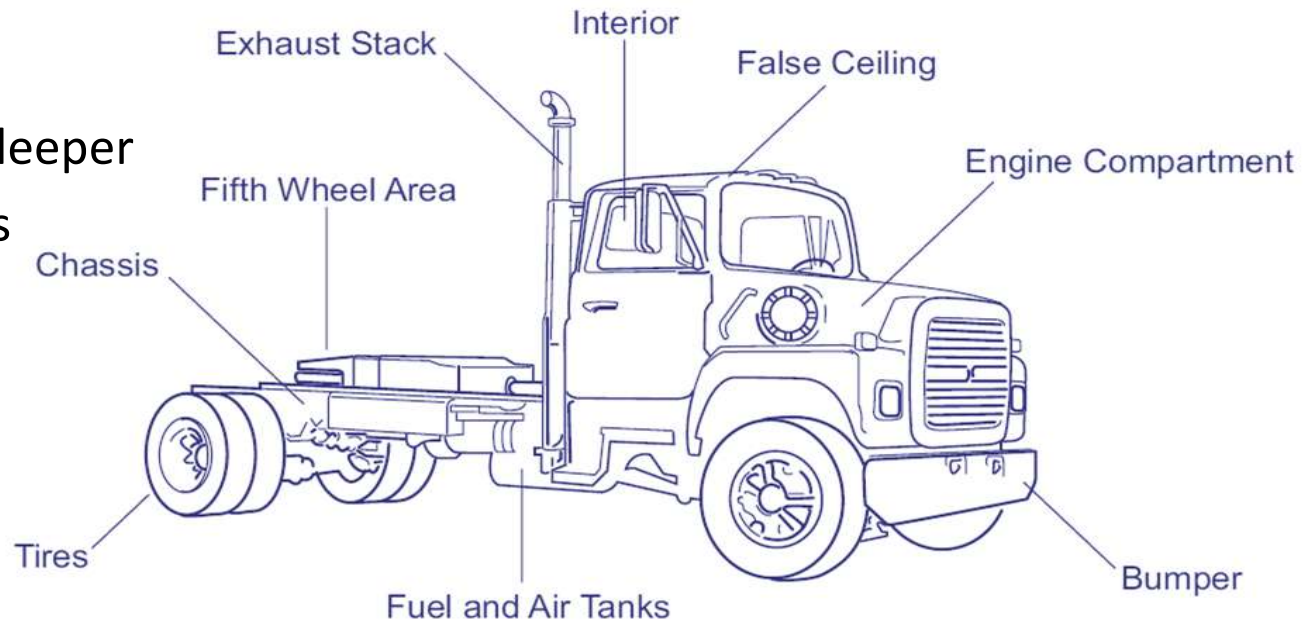
Cars/Trucks

- Trunk
 - New trunk mat or carpet
 - Space between back seat and trunk wall
 - Carpet is glued to floor
 - Heavy trunk lid
 - Raised floor



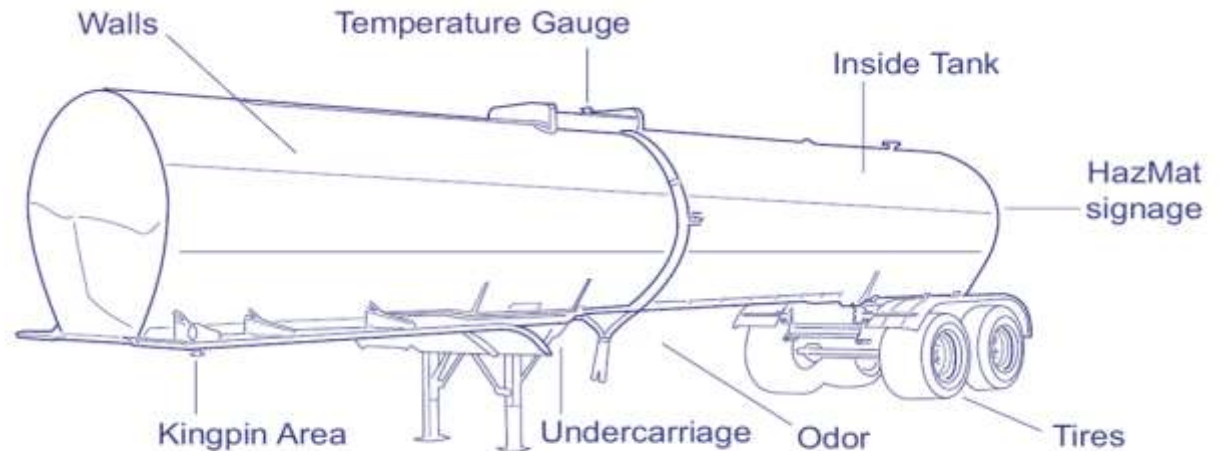
Large Vehicles

- Vans/SUVs
 - False ceiling
- Tractor Trailers
 - Sleeper/Non-Sleeper
 - Undercarriages



Tanker

- Surface should be cool
- Check that support equipment is not missing (hoses & adapters)
- Rusty discharge valves indicate lack of use



Emergency Response Guidelines

Transportation Labels

Class 1: Explosives



Class 2: Gases



Class 5: Oxidizers



Class 6: Poisons



Class 7: Radioactive Material



**Homeland
Security**

Office for Bombing Prevention

Emergency Response Guidelines

Proper Markings



**Homeland
Security**

Office for Bombing Prevention

Indicators

Concealment



**Homeland
Security**

Office for Bombing Prevention

Indicators

Concealment



**Homeland
Security**

Office for Bombing Prevention

Review

- Identify safety precautions associated with vehicle inspections
- Discuss emergency response guidelines for the discovery of a VBIED
- Discuss the purpose of an interview of vehicle occupants
- Discuss interview guidelines for vehicle occupants
- Discuss potential indicators of VBIEDs



Questions?



**Homeland
Security**

Office for Bombing Prevention

DHS – Office for Bombing Prevention



Homeland Security

For more information visit:

<http://www.dhs.gov/obp>

Or contact us at:

OBPTraining@hq.dhs.gov



Homeland
Security