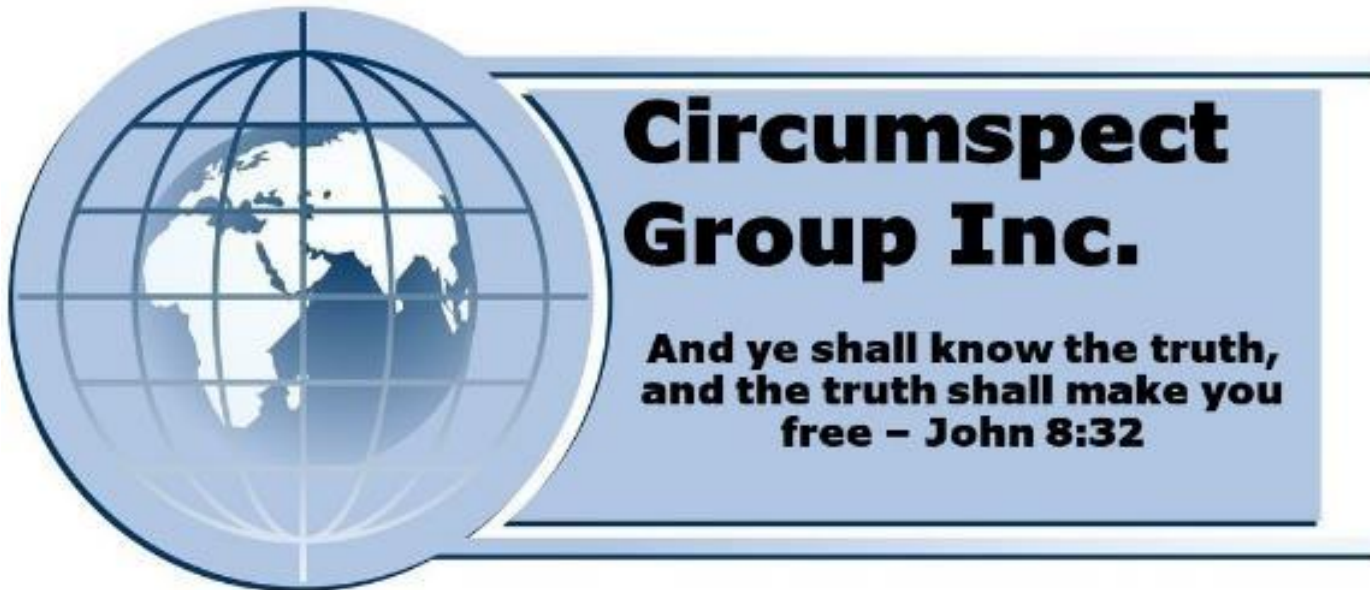


Safety & Security Training



Michael C. Burris
Circumspect Group Inc.

Countermeasures

 ANON		Be Anonymous	▶ Blend in, don't be an easily identified target
 PLAN		Plan Ahead	▶ Think ahead and choose safer options
 AWARE		Be Aware	▶ Look for suspicious persons/activities
 ACCESS		Control Access	▶ Prevent crime, maintain security
 UNPRED		Be Unpredictable	▶ Change routines, routes, times, and speeds
 TEAM		Be a Team Player	▶ Cooperate with local law enforcement

The Greatest Security Countermeasure is YOUR Knowledge & Situational Awareness

Anti-Terrorism Training

- **Threat Cycle**
- **Preparing for Trip**
- **Surveillance**
- **Countermeasures**
- **Suspicious Activities**
- **Air Travel**
- **Ground Travel**
- **Cars**
- **Hotels**
- **Hostage Situation**
- **Home Security**

Threat Planning Cycle



Threat Factors



Are there any terrorist groups in my area?



Do they attack Americans?



How active are they?



How do they operate—are they predictable?



How sophisticated are they?



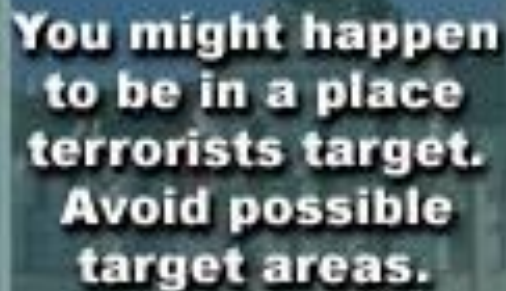
What tactics?
What weapons?
What type of attacks?



Will the local population warn Americans?

Stay Informed about your local area
State Department Alerts (STEPP) , Local Media, & Law Enforcement

Target Selection



**You might happen
to be in a place
terrorists target.
Avoid possible
target areas.**

**Victim by
Location**

**Victim by
Association**



**Terrorist that target
Americans look for
the obvious
American tourists.
In other countries,
be aware of your
surroundings and
try to blend with
the local population.**



**Terrorist look for
random, easy
targets.
Be alert and
don't be
an easy target.**

**Victim by
Oppportunity**

Target Identification



Large, Vulnerable Groups



Name



Appearance of Importance

Preparing for Trip

- Get Information on the local area
- Air Travel
- Ground Travel
- Hotel

Get Information/Knowledge

- www.circumspect.us
- www.state.gov (countries & areas)
- Regional Security Officer (RSO) **Mr. Adam Schrandt**
- <https://www.cia.gov/the-world-factbook/>
- News (VOA, BBC, France 24)
- AAA
- Mission Board
- Local Missionaries
- www.google.com

Mr. Adam Schrandt RSO
schrandta@state.gov
Yaounde, CM: 6.050 Avenue Rosa
Parks , BP 817 Cameroon,
(237) 22220-1500,
Website: <https://cm.usembassy.gov/>

Be A Critical Thinker



Circumspect Group Inc.

Air Travel



Air Travel

- Planning for your trip
- Selecting your route
- Choosing a seat
- Packing for your trip
- Moving through the airport
- Encountering danger

Countermeasures

 ANON		Be Anonymous	▶ Blend in, don't be an easily identified target
 PLAN		Plan Ahead	▶ Think ahead and choose safer options
 AWARE		Be Aware	▶ Look for suspicious persons/activities
 ACCESS		Control Access	▶ Prevent crime, maintain security
 UNPRED		Be Unpredictable	▶ Change routines, routes, times, and speeds
 TEAM		Be a Team Player	▶ Cooperate with local law enforcement

Preparing for Your Trip

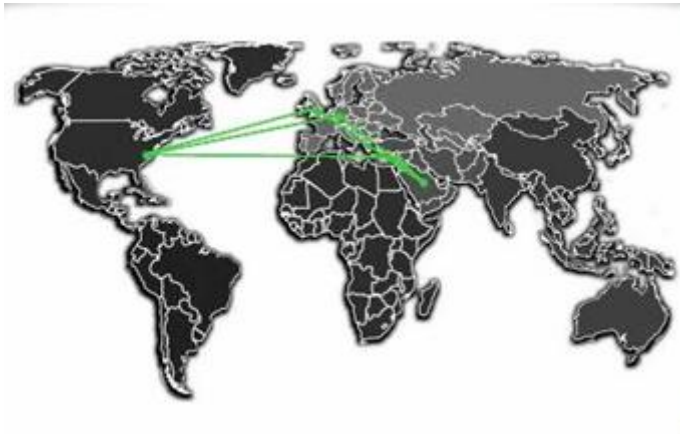


***You are going TDY
to the Middle East***

What is your first step?

- 1) Ask for current threat information for Saudi Arabia and the Middle East, read the current State Department Travel Advisory and Country Fact Sheet on the Internet
- 2) Call the Saudi Embassy in Washington, DC to ask for information on their country
- 3) Call the State Department to try to learn more about Saudi history and customs, read the current State Department Travel Advisory and Country Fact Sheet on the Internet

Selecting Your Route

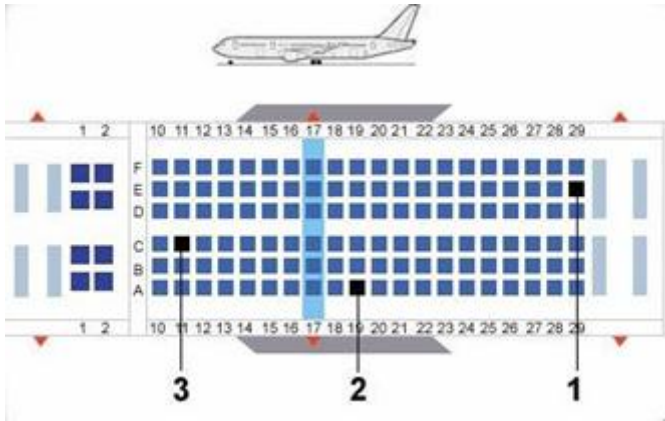


*You are booking
your flight*

What city should you book your flight through?

- 1) **Connect with a two-hour layover in Frankfurt, Germany**
- 2) **Connect with a one-hour layover in Amman, Jordan**
- 3) **Connect with a four-hour layover in Frankfurt, Germany**

Choosing a Seat



You must choose a seat for your trip



What should you pick?

- 1) Middle seat, rear of the aircraft
- 2) Window seat, middle of the aircraft
- 3) Aisle seat, front of the aircraft

Packing for the Trip



You are packing

What should you pack?

- 1) Pack a military duffel bag and wear your uniform
- 2) Use a standard civilian suitcase and wear plain clothing
- 3) Use an oversized suitcase with a “USA” label and wear your uniform

Moving Through the Airport



In between legs of your trip, you have a two-hour layover – you know that you remain in the secured section of the airport

What should you do?

- 1) Phone ahead to headquarters in Riyadh to let them know when you will be arriving
- 2) Go straight to the gate where your transfer plane will be leaving and stay at the gate
- 3) Find a remote area of the airport terminal with few people to avoid areas that would likely be targeted

Airplane Hijacking



***The plane has been
skyjacked***

Ideas for immediate response

- Be alert, remain calm
- Encourage others to remain calm
- Try to understand the developing situation

Airplane Hijackings Things to Consider

Is a Federal Air Marshall on the aircraft?

How heavily armed are the hijackers?

Do hijackers closely monitor activities of passengers?

Are pilots left in control of the plane?

What is the hijackers' destination?

Do hijackers demand ID from passengers?

Is someone in a position to resist the hijackers?

Are passengers able to place calls to people on the ground?

Are passengers singled out based on nationality or affiliation?

**Remain Calm,
Comply with Demands**

**Continuously Evaluate the
Situation**

Interacting With Local Authorities



***The skyjacking situation
has been resolved -
you are being
debriefed***



What should you do?

- 1) Provide information only if they ask you questions
- 2) Cooperate, describe the hijackers. Ask to speak with a US Embassy or US military representative as soon as possible since follow-up contact should be through them
- 3) Tell them to contact the US Government

Surveillance & Suspicious Activities



Countermeasures

 ANON		Be Anonymous	▶ Blend in, don't be an easily identified target
 PLAN		Plan Ahead	▶ Think ahead and choose safer options
 AWARE		Be Aware	▶ Look for suspicious persons/activities
 ACCESS		Control Access	▶ Prevent crime, maintain security
 UNPRED		Be Unpredictable	▶ Change routines, routes, times, and speeds
 TEAM		Be a Team Player	▶ Cooperate with local law enforcement

Detecting Surveillance



The man at the bus stop seems to be watching your location



What do you do?

- 1) Carefully get out of line and drive away from the base, passing the stranger and getting a thorough description for the security forces
- 2) Tell the security guard what you have seen and provide a description of the individual
- 3) Do nothing; he is probably waiting for another bus

Suspicious Package at Work



*You find a package
in the mailroom
marked "Pastor"*

You know you should not open it,
but what do you do?

- 1) **Without opening the package, thoroughly examine it looking for oily spots on the outside and protruding wires**
- 2) **Destroy the package by immersing it in water**
- 3) **Leave the package alone, isolate the room, and notify security personnel**



Finding a Suspicious Package



***You are inspecting
your car and you find a
suspicious package***



What should you do?

- 1) Carefully remove the box and call the police to confiscate it
- 2) Tell the hotel staff that someone has tampered with your vehicle and have them contact the authorities
- 3) Perform a careful inspection of the box, looking for protruding wires and oil spots

Receiving an Unexpected Delivery at Your Hotel



***There is a knock
at your hotel room door from
someone who says he is
from room service***

How should you respond?

- 1) Tell him to leave it outside your door and you will get it in a while
- 2) Tell the person to wait, call the front desk to confirm the identity of the employee at your door before receiving the delivery
- 3) Tell him to leave it at the front desk and you will get it later. Then call the front desk to confirm the package sender and addressee. If not urgent, get it in the morning



Circumspect Group Inc.

Ground Travel



Ground Travel

- Renting a car
- Familiarizing yourself with your car
- Getting Directions
- Driving under surveillance

Renting a Car



You are deciding which car to rent - you wisely decided not to rent a sports car

Which car should you choose?

- 1) An older model car with non-distinctive markings
- 2) A new, oversized SUV which will provide you with added protection if in an accident
- 3) A recent model, medium-size, sedan

Inspecting Your Vehicle



**You know you should
inspect and
familiarize yourself
with your rental car**

When do you inspect your rental car?

- 1) Prior to leaving the rental car parking lot and every time the vehicle is left in an unsecured location
- 2) After the car is parked in an unsecured location
- 3) At the earliest convenient time

Getting Directions



***You need directions
to drive to the hotel***

What should you do?

- 1) Ask the clerk at the rental car counter
- 2) Use your hotel's courtesy phone to call and ask for directions
- 3) Call the hotel from a cell phone and ask for directions to their location using major highways

Driving Under Surveillance



***You suspect that you
are being tailed –
you know that you should not
try to outrun the other vehicle***

What should you do?

- 1) Drive at normal speed to a public location or the front of your hotel, avoiding chokepoints and getting boxed in
- 2) Slow down and let the truck pass, make eye contact with driver, get a description of the driver
- 3) Turn off onto a side street and park in an ally to lose the persuer



Choosing Your Hotel



***You have to select a
hotel off the
installation***

What should you pick?

- 1) 4-star hotel recommended by fellow service member with an excellent gym
- 2) Hotel recommended by US Embassy with low cost
- 3) Hotel recommended by US Embassy with easy access to US base

Hotel Security

- Choosing your hotel
- Choosing a room
- Leaving the room
- Dining out
- Returning to your room

Choosing a Room



***You are check into
the hotel –
your room is on the first floor
but you have the option to
change***



What should you do?

- 1) Keep first floor room
- 2) Trade for one on the 4th floor, near a fire exit, that opens to the hotel interior
- 3) Trade for one on the 4th floor, near the elevators, that opens to the exterior of hotel
- 4) Trade for one on the 12th floor, near the elevators, that opens to interior of the hotel

Inspecting Your Room



***You are in your
hotel room***

What should you check?

- 1) Operational locks on doors, balcony, and windows. Ensure phone works and that you know how to place emergency calls
- 2) Operational locks on doors and windows. Ensure TV and telephone work
- 3) Operational locks on the door. Ensure the TV works. Look for a lock box and mini-bar in the room. Also, ensure phone works



Leaving the Room



You are in your hotel room and you decide to go out for dinner



How should you leave?

- 1) Turn the TV *off* and leave the hotel through the front door
- 2) Turn the TV *off* and leave the hotel through the side door
- 3) Leave the TV *on* and leave the hotel through the front door
- 4) Leave the TV *on* and leave the hotel through the side door

Dining Out



A stranger starts asking you questions about your work

How should you respond?

- 1) Don't say anything! Just eat your food and ignore the stranger
- 2) Engage in some conversation, but nothing personal or about your purpose here
- 3) Relax and enjoy the dinner conversation

Returning to Your Room



***You are heading
back to your room and
you notice the stranger
from dinner in the lobby***



How should you proceed?

- 1) Approach stranger to ask the time, get description, and let the stranger know that you are alert to his or her behavior
- 2) Stop at public area of the hotel for a few minutes; if the individual is still there, report stranger to front desk, take an indirect route to your room, inform your unit security officer and provide description
- 3) Avoid the individual in the lobby, take the elevator directly to your floor. Inform your unit security officer and provide a description

Vehicle Improvised Explosive Device

- Inspecting the vehicle
- Finding a suspicious package
- Changing Plans

Inspecting the Vehicle



***You are in a hurry,
but you remember
to inspect your car***



What should you do first?

- 1) Carefully inspect the exterior, but since the car was locked don't examine the interior, trunk, engine, or fuel door
- 2) Open and inspect the engine compartment and trunk. Alert the hotel manager if evidence of tampering
- 3) Without touching the car, inspect the exterior to include wheel wells and undercarriage. Alert the hotel manager or police if any sign of tampering

Finding a Suspicious Package



***You are inspecting
your car and you find a
suspicious package***



What should you do?

- 1) Carefully remove the box and call the police to confiscate it
- 2) Tell the hotel staff that someone has tampered with your vehicle and have them contact the authorities
- 3) Perform a careful inspection of the box, looking for protruding wires and oil spots

Changing Plans



The bomb squad removed a smoke grenade. You are continuing on.



What precautions should you take?

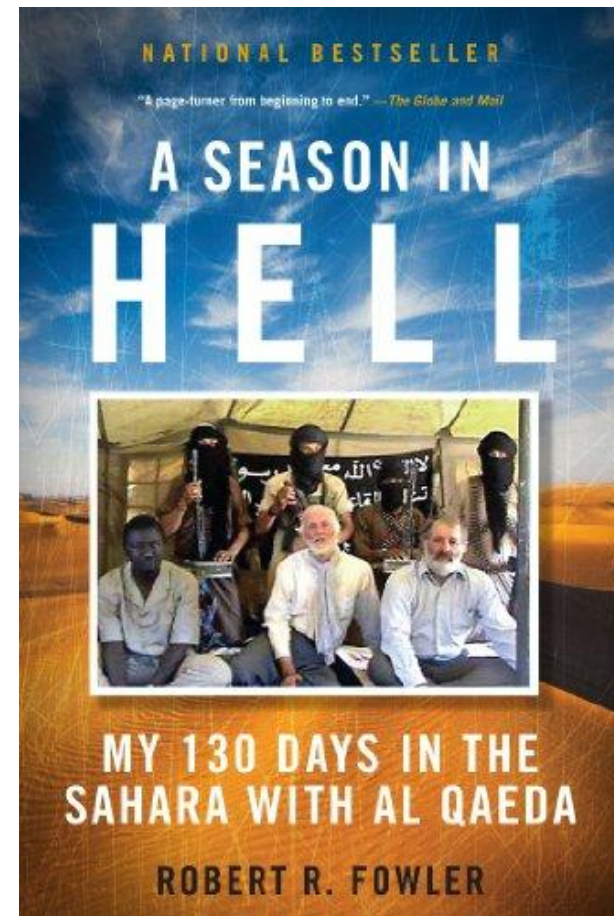
- 1) Request the bomb squad inspect your car, inform base security of the incident, change to a different hotel, trade in your rental car for a different one
- 2) Stay at the hotel until an armored car can be sent to pick you up
- 3) Drive immediately to the base using a different route than the day before

Hostage Situation



A Snapshot of Lessons Learned

- Capture
- Response
- Will To Survive
- Long Term Situation
- Flexibility
- Mental & Physical Health
- Medical Care



**Faith !!!
In God & Country**

Countermeasures

 ANON		Be Anonymous	▶ Blend in, don't be an easily identified target
 PLAN		Plan Ahead	▶ Think ahead and choose safer options
 AWARE		Be Aware	▶ Look for suspicious persons/activities
 ACCESS		Control Access	▶ Prevent crime, maintain security
 UNPRED		Be Unpredictable	▶ Change routines, routes, times, and speeds
 TEAM		Be a Team Player	▶ Cooperate with local law enforcement

Hostage Situation

- Receiving an unexpected delivery
- Responding to the threat
- Dealing with the terrorists
- Being rescued

Receiving an Unexpected Delivery at Your Hotel



***There is a knock
at your hotel room door from
someone who says he is
from room service***

How should you respond?

- 1) Tell him to leave it outside your door and you will get it in a while
- 2) Tell the person to wait, call the front desk to confirm the identity of the employee at your door before receiving the delivery
- 3) Tell him to leave it at the front desk and you will get it later. Then call the front desk to confirm the package sender and addressee. If not urgent, get it in the morning

Responding to a Threat



***A man bursts
through the door
pointing a gun***

How should you respond?

- 1) Since you are faced with deadly force, do not resist as the intruder comes in to search your room and belongings
- 2) Try to slam the door as quickly and as hard as you can, then duck to the floor
- 3) Grapple with the intruder for control of his weapon

Dealing With the Terrorists



Your captors are ranting and asking you questions

How should you respond?

- 1) Use your imagination to invent stories to confuse them and resist their interrogations. Respond to questions but do not engage in conversation
- 2) Answer their questions calmly, but do not agree to their accusations. Lie only to protect classified information, and stick with a simple credible story
- 3) Tell them they are wrong about DoD - explain why you are proud to be an American

Being Rescued



***The door flies open;
a rescue is in
progress***



What should you do?

- 1) Roll off the bed, remain quiet, and stay on the floor until you are told to do otherwise
- 2) Shout instructions to the rescue team and try to get to your feet
- 3) Remain still, seated on the bed, and shout warnings to the rescue team



Circumspect Group Inc.

Returning Home



Countermeasures

 ANON		Be Anonymous	▶ Blend in, don't be an easily identified target
 PLAN		Plan Ahead	▶ Think ahead and choose safer options
 AWARE		Be Aware	▶ Look for suspicious persons/activities
 ACCESS		Control Access	▶ Prevent crime, maintain security
 UNPRED		Be Unpredictable	▶ Change routines, routes, times, and speeds
 TEAM		Be a Team Player	▶ Cooperate with local law enforcement

Returning Home

- Choosing housing
- Inspecting your home
- Planning for home security

Choosing Housing



***Your new orders
are for Germany.
You have to choose
housing on the
economy.***



What should you choose?

- 1) An apartment building full of Americans, with a street-level entrance
- 2) A single-family home off the beaten path where no one would expect a foreigner to live
- 3) A townhouse in a building with one American family and three German families, 1 mile from a police station and near a 24-hour grocery

Inspecting Your Home



*You are inspecting
your new home
for security*

Which action *does not* make sense?

- 1) Ask the landlord to replace the locks and add a deadbolt
- 2) Cut back the shrubbery
- 3) ~~Place a key under a flower pot on the front porch~~
- 4) Put up additional exterior lighting and a peephole in outside doors
- 5) Display “guard dog” or “alarm service” signs

Planning for Home Security

You are discussing security with your family
Which action **does not** make sense?



1) Post emergency telephone numbers near the phone and ensure that young children know how to use them



2) Establish household rules that only a responsible adult may open a door to a visitor

3) Ensure that adults know to call the utility company to verify utility workers' identities

4) Plan for a location in a well-lit public place for family members to gather in case of emergency

5) ~~Prominently display your name and rank on your house or mailbox~~

 ANON		Be Anonymous		Blend in, don't be an easily identified target
 PLAN		Plan Ahead		Think ahead and choose safer options
 AWARE		Be Aware		Look for suspicious persons/activities
 ACCESS		Control Access		Prevent crime, maintain security
 UNPRED		Be Unpredictable		Change routines, routes, times, and speeds
 TEAM		Be a Team Player		Cooperate with local law enforcement

QUESTIONS ?